

Old Mutual African Agricultural Fund (Luxembourg)

Société d'Investissement à Capital Variable

30 November 2015

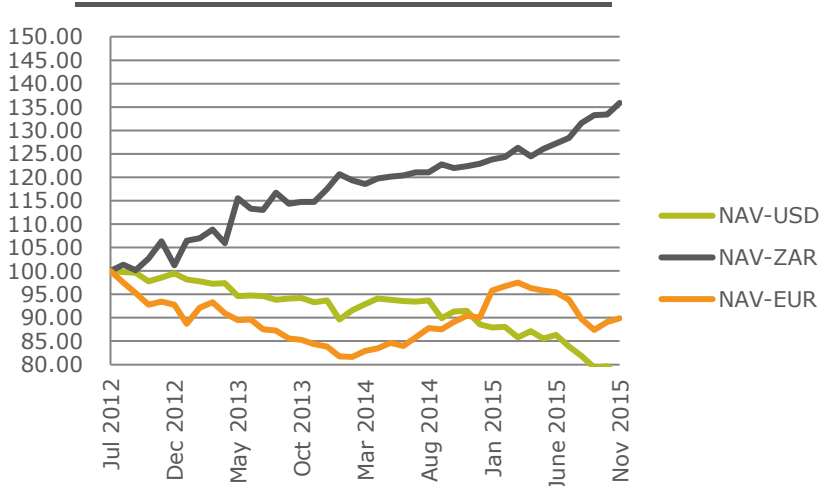
Investment advisor's report

The underlying investments continue to perform well but the ZAR weakness against the US dollar detracted from the performance during the month. The annual independent valuations on the South African farmland investments will be conducted between December 2015 and January 2016.

Fund facts

| | |
|---------------------------------|---|
| Number of farmland investments | 1 |
| Number of working capital loans | 1 |
| Number of farms | 4 |
| Number of countries | 1 |

Performance (historical NAV)



| Performance | | \$ | €* | ZAR* |
|------------------------|------------|---------|---------|--------|
| NAV per share | 2015-11-30 | 77.42 | 89.96 | 135.87 |
| Monthly return | | -2.87% | 1.01% | 1.81% |
| 3 months | | -5.45% | 0.22% | 3.32% |
| 6 months | | -9.58% | -6.12% | 7.84% |
| 1 year | | -15.42% | -0.50% | 11.05% |
| 2 years annualised | | -8.90% | 3.24% | 8.85% |
| Return since inception | | -22.58% | -10.04% | 35.87% |

* Comparative NAV in € and ZAR based to 100 - for information purposes only

Return on investment in South African farmland

| | ZAR |
|--------------------|-------|
| Monthly return | 0.56% |
| 3 months | 1.62% |
| 6 months | 3.16% |
| 1 year | 6.42% |
| 2 years annualised | 7.47% |

Investments

| | |
|--------------------------------------|--------|
| Investment in South African farmland | 70.58% |
| Working capital loan facility | 23.65% |
| Cash | 5.78% |

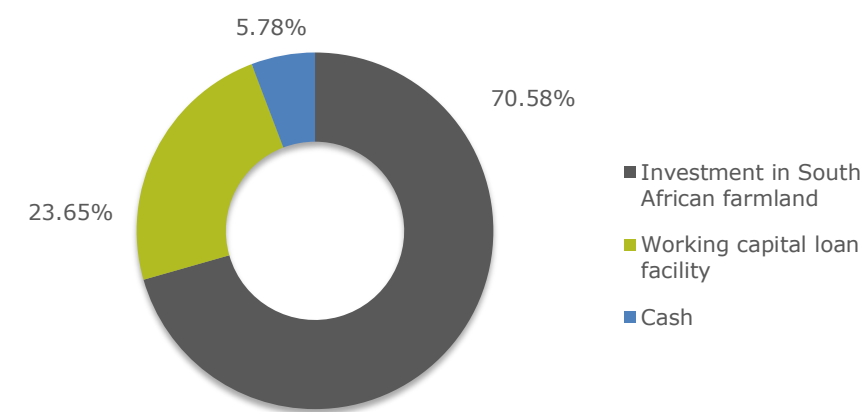
Largest country exposures by invested capital

| | |
|----------------|---------|
| South Africa | 100.00% |
| Rest of Africa | 0.00% |

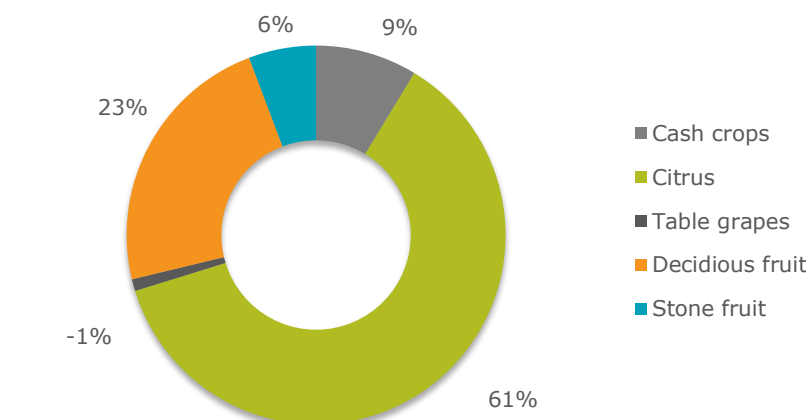
| | |
|---|-----|
| - No. of employees with access to (any) HIV/AIDS services | 278 |
| - No. of employees with access to pre-paid primary healthcare | 233 |
| - No. of employees receiving adult basic education and training | 94 |

Allocations

Asset allocations



Crop allocations



Country exposures



Contact details

Futuregrowth Asset Management

3rd Floor, Great Westerford, 240
Main Road, Rondebosch, 7700
Tel + 27 21 659 5300
Fax + 27 21 659 5337
www.futuregrowth.co.za

UFF Agri Asset Management

Duncan Vink, CFA
30 Hudson Street,
Cape Town, 8001
Tel + 27 21 418 7318
Fax + 27 21 421 0510
duncan.vink@uff.co.za
www.uff.co.za

Old Mutual African Agricultural Fund (Luxembourg) ("the Fund") has been incorporated for an unlimited period under the laws of the Grand Duchy of Luxembourg as a "société d'investissement à capital variable" (SICAV) under the form of a "société anonyme" on 31 May 2012 organized under Part II of the Law of 2010. Futuregrowth Asset Management (Pty) Ltd ("Futuregrowth"), a licensed financial services provider in the Republic of South Africa, in terms of the Financial Advisory and Intermediary Services Act 37 of 2002, produced the Fund factsheet in good faith. Although the information in the Fund factsheet is based on sources considered to be reliable, Futuregrowth makes no representation or warranty, express or implied, as to the accuracy or completeness of the Fund factsheet, nor does it accept any liability which might arise from making use of this information. The Fund factsheet is for information purposes only and is not intended as an offer or recommendation to buy or sell or a solicitation of an offer to buy or sell a financial product or security. The recipient is advised to assess the information with the assistance of an advisor if necessary, with regard to its compatibility with his/her own circumstances in view of any legal, regulatory, tax and other implications. The Fund factsheet is expressly not intended for persons, who due to their nationality or place of residence are not permitted access to such information under applicable law. Neither the Fund factsheet nor copies thereof may be sent to the United States of America (US), or any of its territories or possessions or areas subject to its jurisdiction, or to or for the benefit of a US person. Neither the Fund Factsheet nor copies thereof may be sent to the United Kingdom, or any of its territories or possessions or areas subject to its jurisdiction, or to or for the benefit of a citizen of the United Kingdom. More detailed information on the risks and investment strategy can be found in the Prospectus of the Fund.



FUTUREGROWTH
/ ASSET MANAGEMENT

Old Mutual African Agricultural Fund (Luxembourg)

Société d'Investissement à Capital Variable

Fund facts and general information

Price publications and regular information

Information on the Fund's development is available through selected banks. Additional regular information may be obtained from the Fund's investment advisor, UFF Agri Asset Management (www.uff.co.za), or the Fund manager, Futuregrowth Asset Management.

Fund domicile and type

Luxembourg,
Société d'Investissement à Capital Variable (SICAV)

Inception date

August 1, 2012

Central administration

Credit Suisse Fund Services
(Luxembourg) S.A., Luxembourg

Investment manager

Futuregrowth Asset Management
Cape Town, South Africa

Investment advisor

UFF Agri Asset Management (Mauritius)
Mauritius

Custodian

Credit Suisse (Luxembourg) S.A., Luxembourg

Fund currency

The Fund currency is USD.

Investment currency

Primarily, investments are made in USD.
In certain cases, investments can be in ZAR.
Local currencies are permitted on a limited basis.

Valuation (NAV calculation)

The Net Asset Valuation is calculated on the last bank working day (banking days) in Luxembourg each month (valuation date).

Value date

The payment of the purchase and the redemption prices is usually made within ten banking days in Luxembourg after the valuation date.

Issue/purchase of shares

Fund shares are issued monthly. Subscription requests must be submitted three banking days before the respective valuation date.

Issuing fee

As per bank fees

Redemption/sale of shares

The redemption of shares is possible at the end of any month subject to 45 calendar days notice.

Valor

USD LU0796025822
USD LU0852744571

ISIN

Class

I-1
I-2

Denomination

The initial share price was USD 100.
The minimum subscription amount is USD 1,000.

Returns/dividends

No distribution, proceeds are reinvested.

Management fee

A maximum of 1.75% p.a.

Performance fee

20% of the excess return over the hurdle rate of 12% after management fees in nominal terms.

Sales authorization

Luxembourg, The Netherlands

Distribution / paying agents

Credit Suisse (Luxembourg) S.A.,
Luxembourg
Futuregrowth Asset Management,
Cape Town, South Africa
UFF Agri Asset Management,
Cape Town, South Africa

Fund promotor

Old Mutual Investment Group,
South Africa